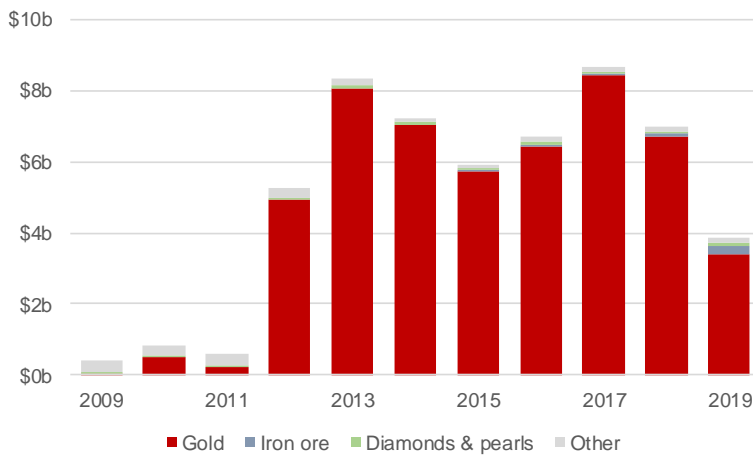




Merchandise exports to Hong Kong



Source: ABS 5368.0 International Trade in Goods and Services.

- Hong Kong is a special administrative region of China.
- Hong Kong was Western Australia's sixth largest market for merchandise exports in 2019, accounting for 2 per cent of the State's merchandise exports.
- Western Australia accounted for 51 per cent of Australia's merchandise exports to Hong Kong in 2019.
- Western Australia exported \$3.9 billion of merchandise to Hong Kong in 2019, below the annual average of \$5.4 billion over the past ten years.
- Gold accounted for 88 per cent of Western Australia's merchandise exports to Hong Kong in 2019, followed by iron ore (7 per cent) and diamonds and pearls (2 per cent).

Western Australia's major trading partners: 2019

Exports

Rank	Market	\$billion	Share (%)
1	China ¹	96.1	53
2	Japan	24.0	13
3	United Kingdom	12.4	7
4	South Korea	10.3	6
5	Singapore	7.4	4
6	Hong Kong ²	3.9	2
	Other	28.0	15
	Total	182.2	100

Imports

Rank	Market	\$billion	Share (%)
1	China ¹	5.4	16
2	United States	4.4	13
3	Japan	2.7	8
4	Thailand	2.3	7
5	Malaysia	2.3	7
50	Hong Kong ²	0.03	0.1
	Other	16.3	49
	Total	33.4	100

¹ Excludes Special Administrative Regions and Taiwan. ² Special Administrative Region of China.
Source: ABS 5368.0 International Trade in Goods and Services.

Major export commodities to Hong Kong: 2019

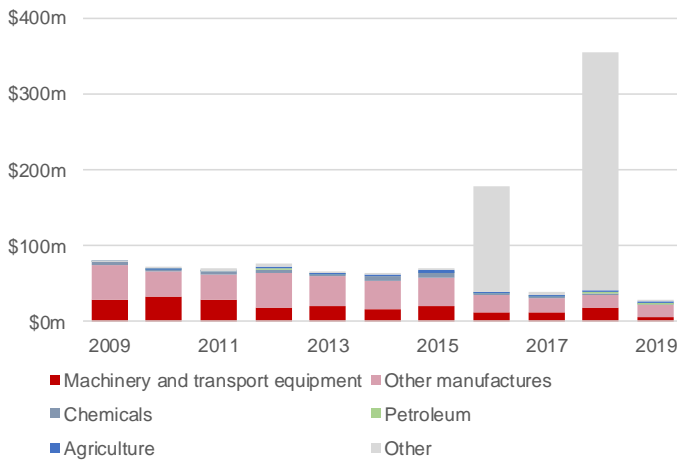
Commodity	\$million	Share (%)	Annual change (%)	Rank as WA market
Gold	3,396	88	-49	2
Iron ore	252	7	+176	10
Diamonds & pearls	84	2	+29	3
Gold coin	61	2	+54	3
Crustaceans	18	0.5	-11	2
All other exports ¹	58	2	-0.2	
Total exports ²	3,870	100	-45	6

¹ Other minerals, chemicals, agricultural and food, machinery and equipment, and other manufactured goods. ² Total merchandise exports of minerals, petroleum, chemicals, agricultural and food, machinery and equipment, and other manufactured goods.
Source: ABS 5368.0 International Trade in Goods and Services.

- Hong Kong was Western Australia's second largest market for gold in 2019, with gold exports to Hong Kong falling 49 per cent to \$3.4 billion.
- Hong Kong was Western Australia's tenth largest market for iron ore in 2019, with iron ore exports to Hong Kong rising from \$91 million in 2018 to \$252 million in 2019.
- Hong Kong was Western Australia's second largest export market for crustaceans and third largest market for diamonds and pearls and gold coin in 2019.
- In 2019, Western Australia's exports to Hong Kong of:
 - Diamonds and pearls rose 29 per cent to \$84 million.
 - Gold coin rose 54 per cent to \$61 million.
 - Crustaceans fell 11 per cent to \$18 million.



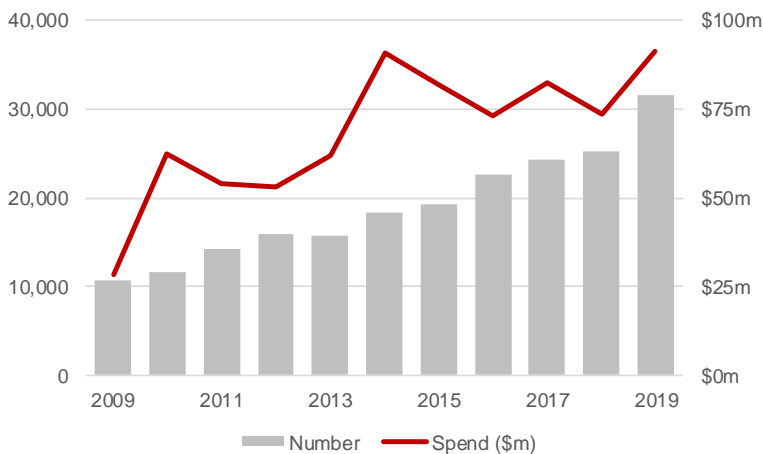
Merchandise imports from Hong Kong



Note – The 'Other' category includes confidential items from other categories. Confidential items are excluded from rankings of largest import items. Gold accounted for 88 per cent (\$313 million) of Western Australia's imports from Hong Kong in 2018. Western Australia imports gold for further refining and re-export.
Source: ABS 5368.0 International Trade in Goods and Services.

- Hong Kong was Western Australia's 50th largest import market in 2019, accounting for 0.1 per cent of the State's merchandise imports.
- Western Australia imported \$27 million of merchandise from Hong Kong in 2019, below the annual average of \$101 million over the past ten years.
- Machinery and transport equipment and other manufacturers accounted for 81 per cent of Western Australia's merchandise imports from Hong Kong in 2019, followed by agriculture (7 per cent), petroleum (4 per cent), chemicals (3 per cent) and other goods (5 per cent).

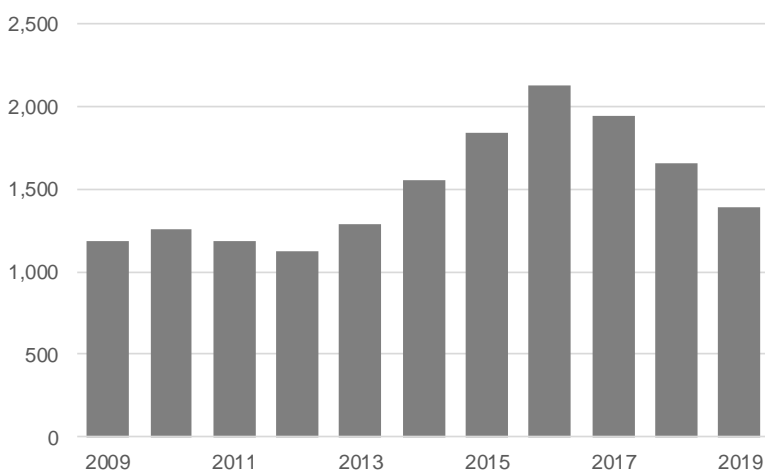
Hong Kong visitors to Western Australia



Source: Tourism Research Australia, International and National Visitor Surveys.

- Hong Kong was Western Australia's tenth largest market for international visitors in 2019, accounting for 3 per cent of the State's international visitors.
- Hong Kong visitors to Western Australia rose 25 per cent to 31,600 in 2019.
- Hong Kong visitors were Western Australia's seventh largest spenders in 2019, accounting for 4 per cent of the total international visitor spend.
- Hong Kong visitor spending in Western Australia rose 24 per cent to \$91 million in 2019.
- Hong Kong visitors to Western Australia spent \$2,883 on average per visit in 2019, the fifth highest among international visitors.

Hong Kong students enrolled in Western Australia



Source: Department of Education and Training, International Students Data.

- Hong Kong was Western Australia's 12th largest market for international students in 2019, accounting for 3 per cent of the State's international student enrolments.
- The number of Hong Kong students enrolled in Western Australia fell 16 per cent to 1,389 in 2019.
- Higher education accounted for 51 per cent of Hong Kong student enrolments in Western Australia in 2019, followed by vocational education and training (25 per cent), intensive English language courses (13 per cent), non-award courses, such as foundation courses or study abroad and exchange programs (7 per cent) and schools (3 per cent).