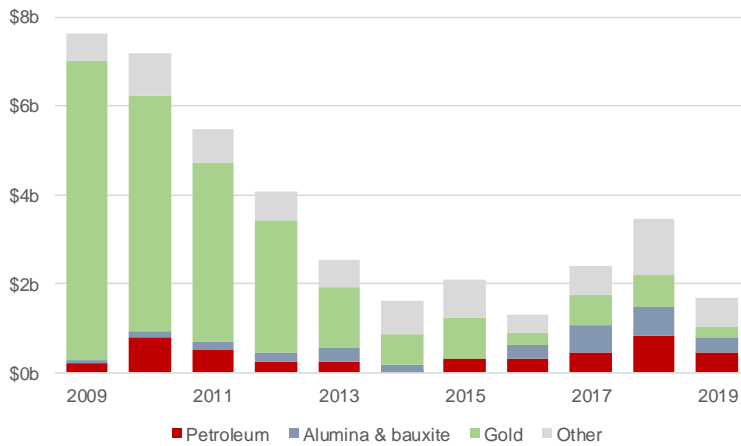




Merchandise exports to India



Source: ABS 5368.0 International Trade in Goods and Services; and WA Department of Mines, Industry Regulation and Safety, Resource Data Files.

- India was Western Australia's 11th largest market for merchandise exports in 2019, accounting for 1 per cent of the State's merchandise exports.
- Western Australia accounted for 12 per cent of Australia's merchandise exports to India in 2019.
- Western Australia exported \$1.7 billion of merchandise to India in 2019, below the annual average of \$3.2 billion over the past ten years.
- Petroleum accounted for 28 per cent of Western Australia's merchandise exports to India in 2019, followed by alumina and bauxite (18 per cent) and gold (16 per cent).

Western Australia's major trading partners: 2019

Exports

Rank	Market	\$billion	Share (%)
1	China ¹	96.1	53
2	Japan	24.0	13
3	United Kingdom	12.4	7
4	South Korea	10.3	6
5	Singapore	7.4	4
11	India	1.7	1
	Other	30.2	17
	Total	182.2	100

¹ Excludes Special Administrative Regions and Taiwan.
Source: ABS 5368.0 International Trade in Goods and Services.

Imports

Rank	Market	\$billion	Share (%)
1	China ¹	5.4	16
2	United States	4.4	13
3	Japan	2.7	8
4	Thailand	2.3	7
5	Malaysia	2.3	7
15	India	0.4	1
	Other	15.9	48
	Total	33.4	100

Major export commodities to India: 2019

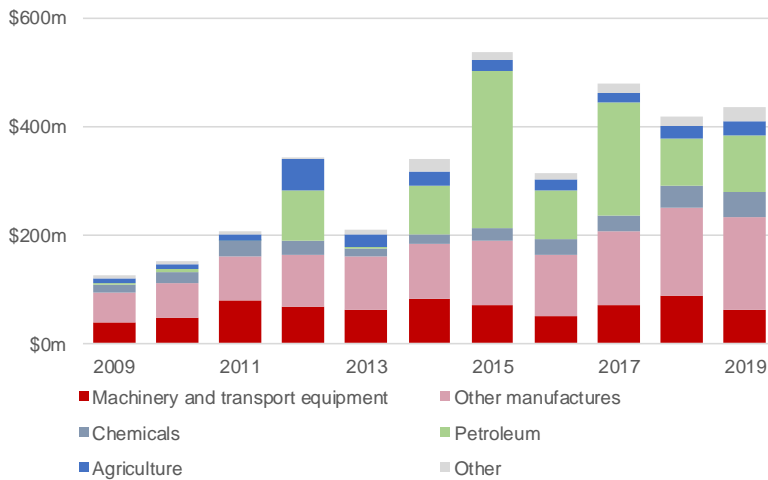
Commodity	\$million	Share (%)	Annual change (%)	Rank as WA market
Petroleum ¹	466	28	-44	9
Alumina ²	313	18	-52	6
Gold	266	16	-63	5
Copper ore	200	12	+27	4
Pigments, paints & varnishes	119	7	-3	1
All other exports ³	327	19	-67	
Total exports ⁴	1,690	100	-51	11

¹ LNG, crude oil, condensate and LPG. ² Includes bauxite. ³ Other minerals, chemicals, agricultural and food, machinery and equipment, and other manufactured goods. ⁴ Total merchandise exports of minerals, petroleum, chemicals, agricultural and food, machinery and equipment, and other manufactured goods.
Source: ABS 5368.0 International Trade in Goods and Services; and WA Department of Mines, Industry Regulation and Safety, Resource Data Files.

- India was Western Australia's ninth largest export market for petroleum in 2019, with petroleum exports to India falling 44 per cent to \$466 million.
- India was Western Australia's sixth largest export market for alumina and bauxite in 2019, with alumina and bauxite exports to India falling 52 per cent to \$313 million.
- India was Western Australia's largest export market for pigments, paints and varnishes, fourth largest market for copper ore and fifth largest market for gold in 2019.
- In 2019, Western Australia's exports to India of:
 - Gold fell 63 per cent to \$266 million.
 - Copper ore rose 27 per cent to \$200 million.
 - Pigments, paints and varnishes fell 3 per cent to \$119 million.



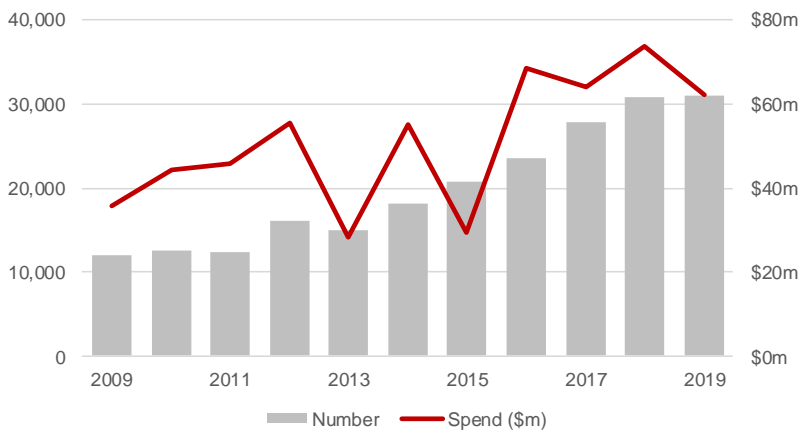
Merchandise imports from India



Note – The 'Other' category includes confidential items from other categories. Confidential items are excluded from rankings of largest import items.
Source: ABS 5368.0 International Trade in Goods and Services.

- India was Western Australia's 15th largest import market in 2019, accounting for 1 per cent of the State's merchandise imports.
- Western Australia imported \$434 million of merchandise from India in 2019, above the annual average of \$343 million over the past ten years.
- Machinery and transport equipment and other manufacturers accounted for 53 per cent of Western Australia's merchandise imports from India in 2019, followed by petroleum (24 per cent), chemicals (11 per cent), agriculture (6 per cent) and other goods (6 per cent).

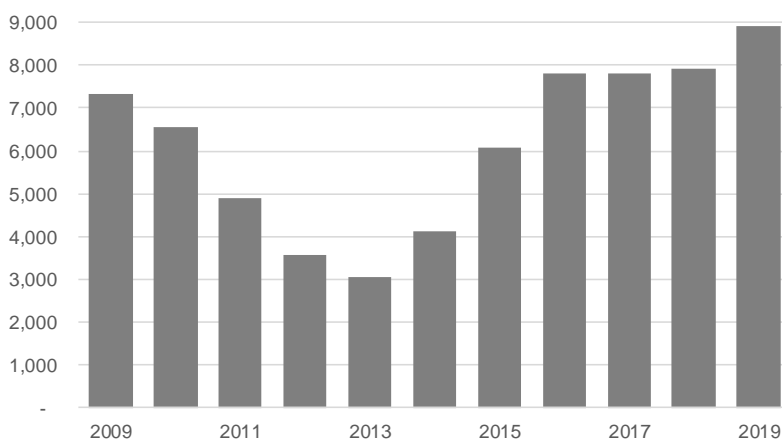
Indian visitors to Western Australia



Source: Tourism Research Australia, International and National Visitor Surveys.

- India was Western Australia's 11th largest market for international visitors in 2019, accounting for 3 per cent of the State's international visitors.
- Indian visitors to Western Australia rose 0.3 per cent to 31,000 in 2019.
- Indian visitors were Western Australia's 11th largest spenders in 2019, accounting for 3 per cent of the total international visitor spend.
- Indian visitor spending in Western Australia fell 15 per cent to \$62 million in 2019.
- Indian visitors to Western Australia spent \$2,006 on average per visit in 2019, the 14th highest among international visitors.

Indian students enrolled in Western Australia



Source: Department of Education and Training, International Students Data.

- India was Western Australia's largest market for international students in 2019, accounting for 17 per cent of the State's international student enrolments.
- The number of Indian students enrolled in Western Australia rose 12 per cent to 8,913 in 2019.
- Higher education accounted for 57 per cent of Indian student enrolments in Western Australia in 2019, followed by vocational education and training (37 per cent), intensive English language courses (6 per cent), non-award courses, such as foundation courses or study abroad and exchange programs (0.4 per cent) and schools (0.2 per cent).