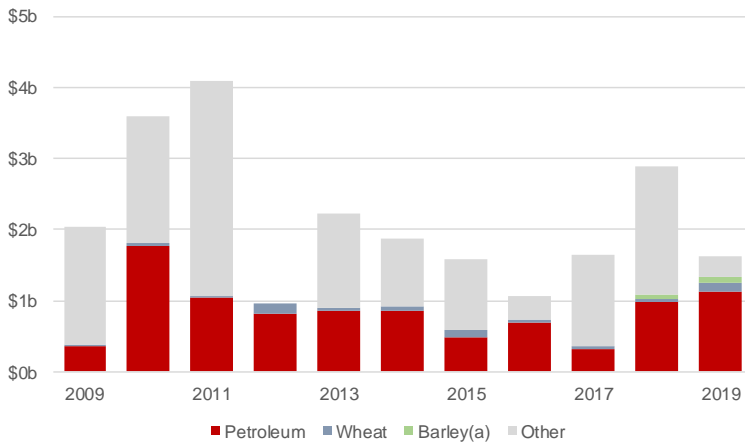




### Merchandise exports to Thailand



(a) Data on Western Australia's barley exports is not available before 2018.

Source: ABS 5368.0 International Trade in Goods and Services; WA Department of Mines, Industry Regulation and Safety, Resource Data Files; and WA Department of Jobs, Tourism, Science and Innovation.

- Thailand was Western Australia's 12<sup>th</sup> largest market for merchandise exports in 2019, accounting for 1 per cent of the State's merchandise exports.
- Western Australia accounted for 37 per cent of Australia's merchandise exports to Thailand in 2019.
- Western Australia exported \$1.6 billion of merchandise to Thailand in 2019, below the annual average of \$2.3 billion over the past ten years.
- Petroleum accounted for 69 per cent of Western Australia's merchandise exports to Thailand in 2019, followed by wheat (7 per cent) and barley (6 per cent).

### Western Australia's major trading partners: 2019

#### Exports

Rank	Market	\$billion	Share (%)
1	China <sup>1</sup>	96.1	53
2	Japan	24.0	13
3	United Kingdom	12.4	7
4	South Korea	10.3	6
5	Singapore	7.4	4
12	<b>Thailand</b>	1.6	1
	Other	30.3	17
	<b>Total</b>	182.2	100

#### Imports

Rank	Market	\$billion	Share (%)
1	China <sup>1</sup>	5.4	16
2	United States	4.4	13
3	Japan	2.7	8
4	<b>Thailand</b>	2.3	7
5	Malaysia	2.3	7
	Other	16.3	49
	<b>Total</b>	33.4	100

<sup>1</sup> Excludes Special Administrative Regions and Taiwan.  
Source: ABS 5368.0 International Trade in Goods and Services.

### Major export commodities to Thailand: 2019

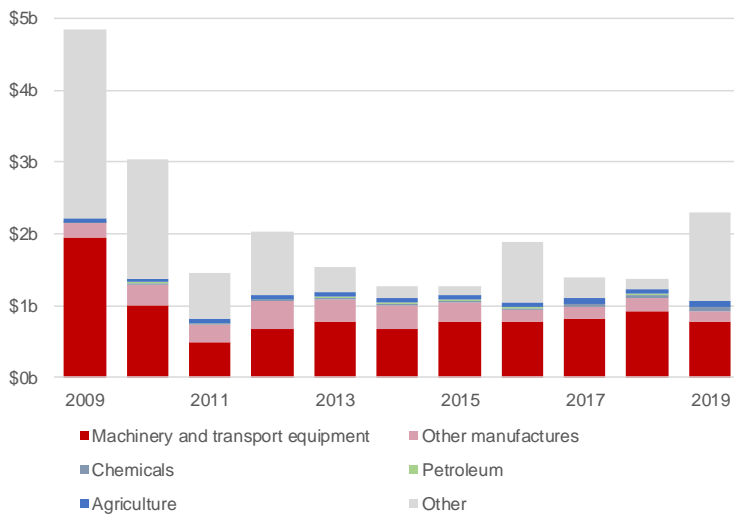
Commodity	\$million	Share (%)	Annual change (%)	Rank as WA market
Petroleum	1,123	69	+16	7
Wheat	116	7	+138	9
Barley	99	6	+31	3
Gold	93	6	-93	9
Inorganic chemicals <sup>1</sup>	84	5	+13	2
All other exports <sup>2</sup>	113	7	-60	
<b>Total exports<sup>3</sup></b>	<b>1,628</b>	<b>100</b>	<b>-43</b>	<b>12</b>

<sup>1</sup> Mainly silicon and ammonia. <sup>2</sup> Other minerals, chemicals, agricultural and food, machinery and equipment, and other manufactured goods. <sup>3</sup> Total merchandise exports of minerals, petroleum, chemicals, agricultural and food, machinery and equipment, and other manufactured goods.  
Source: ABS 5368.0 International Trade in Goods and Services; WA Department of Mines, Industry Regulation and Safety, Resource Data Files; and WA Department of Jobs, Tourism, Science and Innovation.

- Thailand was Western Australia's seventh largest export market for petroleum in 2019, with petroleum exports to Thailand rising 16 per cent to \$1.1 billion.
- Thailand was Western Australia's ninth largest export market for wheat in 2019, with wheat exports to Thailand more than doubling to \$116 million.
- Thailand was Western Australia's second largest export market for inorganic chemicals, third largest market for barley and ninth largest market for gold in 2019.
- In 2019, Western Australia's exports to Thailand of:
  - Barley rose 31 per cent to \$99 million.
  - Gold fell 93 per cent to \$93 million.
  - Inorganic chemicals rose 13 per cent to \$84 million.



### Merchandise imports from Thailand

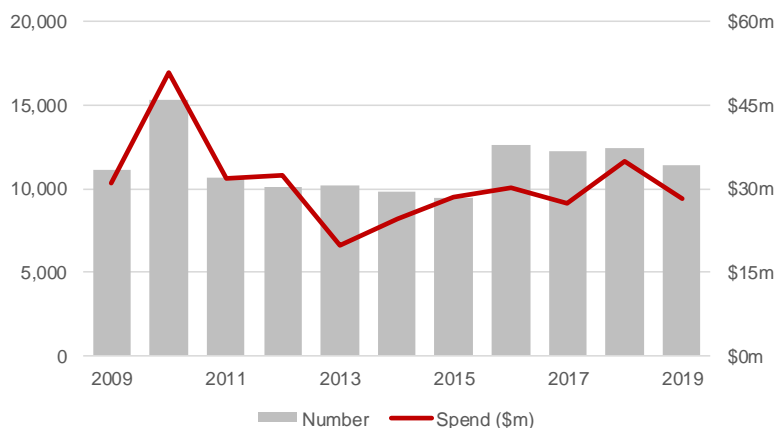


<sup>1</sup> Western Australia imports gold for further refining and re-export. Note – The 'Other' category includes confidential items from other categories. Confidential items are excluded from rankings of largest import items.

Source: ABS 5368.0 International Trade in Goods and Services.

- Thailand was Western Australia's fourth largest import market in 2019, accounting for 7 per cent of the State's merchandise imports.
- Western Australia imported \$2.3 billion of merchandise from Thailand in 2019, above the annual average of \$1.8 billion over the past ten years.
- Machinery and transport equipment and other manufactures accounted for 40 per cent of Western Australia's merchandise imports from Thailand in 2019, followed by agriculture (4 per cent), chemicals (2 per cent), petroleum (1 per cent) and other goods – mainly gold<sup>1</sup> (53 per cent).

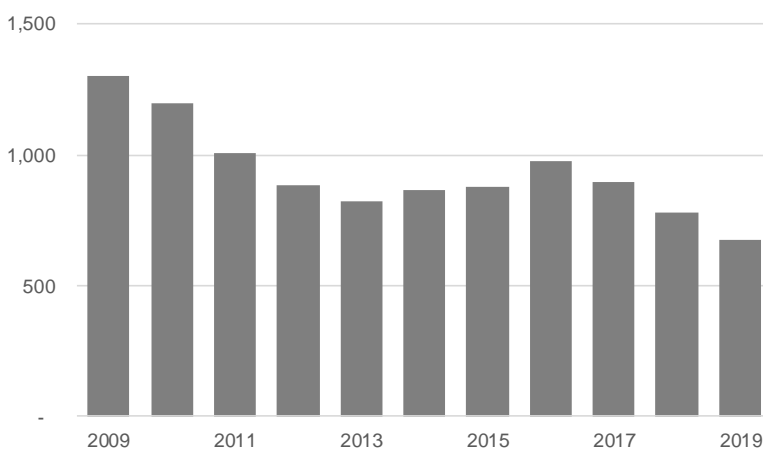
### Thai visitors to Western Australia



Source: Tourism Research Australia, International and National Visitor Surveys.

- Thailand was Western Australia's 18<sup>th</sup> largest market for international visitors in 2019, accounting for 1 per cent of the State's international visitors.
- Thai visitors to Western Australia fell 8 per cent to 11,400 in 2019.
- Thai visitors were Western Australia's 19<sup>th</sup> largest spenders in 2019, accounting for 1 per cent of the total international visitor spend.
- Thai visitor spending in Western Australia fell 19 per cent to \$28 million in 2019.
- Thai visitors to Western Australia spent \$2,474 on average per visit in 2019, the ninth highest among international visitors.

### Thai students enrolled in Western Australia



Source: Department of Education and Training, International Students Data.

- Thailand was Western Australia's 22<sup>nd</sup> largest market for international students in 2019, accounting for 1 per cent of the State's international student enrolments.
- The number of Thai students enrolled in Western Australia fell 13 per cent to 677 in 2019.
- Intensive English language courses accounted for 41 per cent of Thai student enrolments in Western Australia in 2019, followed by vocational education and training (31%), higher education (22 per cent), schools (5 per cent) and non-award courses, such as foundation courses or study abroad and exchange programs (1 per cent).